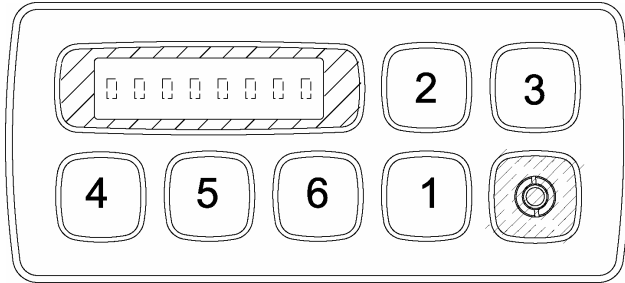




FeatherTouch FT6 Design Form

Dealer: _____
 Location: _____
 Order#: _____
 Client: _____

Contact: _____
 Phone: _____
 Email: _____



Button Definition

1	___ Red/Green LED On State = ___Red ___Green ___ Amber/Green LED On State = ___Amber ___Green Line 1/Center Text or Symbol _____ (1-6 characters, depending on font) Line 2 Text or Symbol _____ (1-6 characters, depending on font)
2	___ Red/Green LED On State = ___Red ___Green ___ Amber/Green LED On State = ___Amber ___Green Line 1/Center Text or Symbol _____ (1-6 characters, depending on font) Line 2 Text or Symbol _____ (1-6 characters, depending on font)
3	___ Red/Green LED On State = ___Red ___Green ___ Amber/Green LED On State = ___Amber ___Green Line 1/Center Text or Symbol _____ (1-6 characters, depending on font) Line 2 Text or Symbol _____ (1-6 characters, depending on font)
4	___ Red/Green LED On State = ___Red ___Green ___ Amber/Green LED On State = ___Amber ___Green Line 1/Center Text or Symbol _____ (1-6 characters, depending on font) Line 2 Text or Symbol _____ (1-6 characters, depending on font)
5	___ Red/Green LED On State = ___Red ___Green ___ Amber/Green LED On State = ___Amber ___Green Line 1/Center Text or Symbol _____ (1-6 characters, depending on font) Line 2 Text or Symbol _____ (1-6 characters, depending on font)
6	___ Red/Green LED On State = ___Red ___Green ___ Amber/Green LED On State = ___Amber ___Green Line 1/Center Text or Symbol _____ (1-6 characters, depending on font) Line 2 Text or Symbol _____ (1-6 characters, depending on font)

Features

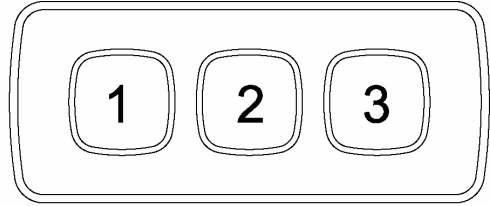


Headphone Jack	<input type="checkbox"/> Yes <input type="checkbox"/> No
Finish	<input type="checkbox"/> Clear Anodized <input type="checkbox"/> Gold Anodized <input type="checkbox"/> Black Anodized <input type="checkbox"/> Custom Finish: _____
Cable	Length: <input type="checkbox"/> 12" <input type="checkbox"/> Other _____"



FeatherTouch FT1-2-3 Design Form

Dealer: _____
 Location: _____
 Order#: _____
 Client: _____

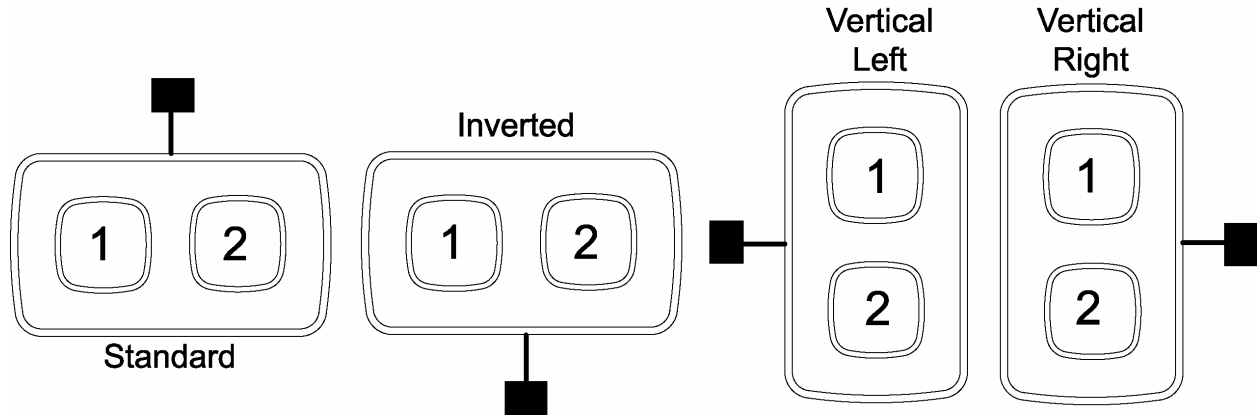
Contact: _____
 Phone: _____
 Email: _____



Button Definition

1	<input type="checkbox"/> Red/Green LED <input type="checkbox"/> Amber/Green LED Line 1/Center Text or Symbol _____ (1-6 characters, depending on font) Line 2 Text or Symbol _____ (1-6 characters, depending on font)	On State = <input type="checkbox"/> Red <input type="checkbox"/> Green On State = <input type="checkbox"/> Amber <input type="checkbox"/> Green
2	<input type="checkbox"/> Red/Green LED <input type="checkbox"/> Amber/Green LED Line 1/Center Text or Symbol _____ (1-6 characters, depending on font) Line 2 Text or Symbol _____ (1-6 characters, depending on font)	On State = <input type="checkbox"/> Red <input type="checkbox"/> Green On State = <input type="checkbox"/> Amber <input type="checkbox"/> Green
3	<input type="checkbox"/> Red/Green LED <input type="checkbox"/> Amber/Green LED Line 1/Center Text or Symbol _____ (1-6 characters, depending on font) Line 2 Text or Symbol _____ (1-6 characters, depending on font)	On State = <input type="checkbox"/> Red <input type="checkbox"/> Green On State = <input type="checkbox"/> Amber <input type="checkbox"/> Green

Features



Orientation	<input type="checkbox"/> Standard (Horizontal, Cable out top) <input type="checkbox"/> Inverted (Horizontal, Cable out top) <input type="checkbox"/> Vertical Left (Vertical, Cable out left) <input type="checkbox"/> Vertical Right (Vertical, Cable out right)
Finish	<input type="checkbox"/> Clear Anodized <input type="checkbox"/> Gold Anodized <input type="checkbox"/> Black Anodized <input type="checkbox"/> Custom Finish: <hr/>
Cable	Length: <input type="checkbox"/> 12" <input type="checkbox"/> Other <input type="text"/>